

Annex A

Factsheet for Extension of Student Concessionary Fares

1 The following groups of students who are eligible for student concession fares, with concession validity ending on or after 28 December 2024, will enjoy an extended period of 4 months of concession benefits after the end of their course of study¹:

- (i) MOE Secondary School students,
- (ii) Madrasah students,
- (iii) Junior College and Millenia Institute students,
- (iv) Institute of Technical Education (ITE) students (Secondary & Diploma),
- (v) Diploma students from government/government-aided tertiary institutions (e.g: polytechnics),
- (vi) Secondary and Diploma students from Private Education Institutions (PEIs) and
- (vii) Homeschoolers.





2 To enjoy the extension, this year's graduating students whose concession validity will be ending on or after 28 December 2024 are **required to extend their School Smart Card (SSC) / student concession card at any of the Ticketing Machines or Counters between 1 October 2024 and 31 December 2024.**

3 Eligible students who are graduating in 2025 or later will be informed by their schools to extend their concession validity towards the end of their final year of study. For example, if a student's course is ending in March 2025, he/she will be informed to extend his/her SSC / student concession card in January 2025.

4 Secondary 4 students progressing to Secondary 5 in 2025, as well as Secondary 4 students in the Integrated Programme in 2024, are required to extend their SSC from 1 October 2024 to 31 December 2024 to continue enjoying public transport concessionary fares. This is similar to the practice for these students in previous years.

5 Students, including those who have activated the auto top-up function for their cards, will need to extend the concession validity of their SSC / student concession card at any of the Ticketing Machines or Counters shown in the following:

¹ Refers to students' current "Concession Validity Date". Students can check their concession validity at Ticketing Machines (Top-Up Kiosk, SimplyGo Kiosk) and SimplyGo App.

SimplyGo Kiosk	Top-Up Kiosk	Passenger Service Centre	Ticketing Service Centre / Ticket Office
			
Place your SSC on the card reader and your concession validity will be automatically extended.		Bring your SSC to any ticketing counter and the staff will assist you.	

**SSC also includes student concession card*

6 Students whose concession cards are not extended by 31 December 2024 can still do so after that, but will not be entitled for refunds if they have paid adult fares previously. The extended period will start from the end of their course of study.

7 For more information on the extension of the validity period of the student concession cards, please refer to the website at www.simplygo.com.sg/concession-monthly-travel-cards

Factsheet for Fare Review Exercise 2024

Fare Adjustment Formula

$$0.5 \text{ cCPI} + 0.4 \text{ WI} + 0.1 \text{ EI} - \text{PC} + \text{C}$$

Index	Weighted Value
Core Consumer Price Index (cCPI)	2.1%
Wage Index (WI)	2.1%
Energy Index (EI)	-1.9%
Productivity Contribution (PC)	0.1%
Capacity Adjustment Factor (C)	1.1%
2024 Fare Adjustment Quantum Generated by Formula	3.3%
Quantum carried over from the 2023 Exercise	15.6%
FRE 2024 Maximum Allowable Fare Adjustment Quantum	18.9%

Core Consumer Price Index (cCPI): Year-on-year change in core Consumer Price Index; 4.2% in 2023.

Wage Index (WI): Year-on-year change in Wage Index measured by the Average Monthly Earnings (National Average); 5.3% in 2023.

Energy Index (EI): Year-on-year change in Energy Index which is a composite index derived from diesel and electricity prices; -18.6% in 2023.

Productivity Contribution (PC) : Set at 0.1%.

Capacity Adjustment Factor (C): Set at 1.1%, based on actual and planned capacity improvements from 2020 to 2026.

1. In deciding the fare adjustment this year, the Public Transport Council (PTC) was guided by the fare formula applicable from 2023 to 2027. For the 2024 Fare Review Exercise (FRE), the fare adjustment quantum generated by the formula is 3.3%. Taking into account the 15.6%-points carried over from previous FREs, the maximum allowable fare adjustment quantum is 18.9%. This output was driven by elevated core inflation and wage growth in 2023 and moderated by a decrease in energy prices which peaked in 2022.

2. The PTC decided to grant a fare adjustment quantum of 6.0% and defer the remaining 12.9%-points to future FREs. The fare adjustment formula protects the interests of commuters by capping the adjustment, rather than leaving it to the operators to pass all costs through to commuters to bear. The fare formula output is contingent on the movement of its component indices.

Public Transport Fare Affordability

3. To ensure that public transport fares remain affordable, PTC tracks fare affordability for the second quintile of household income representing the average public transport commuter, as well as the second decile of household income representing the lower-income commuter group.²

4. Public transport fares continue to stay affordable. The public transport affordability indicator shows that households in the second quintile and second decile have been spending proportionately less of their monthly income on public transport fares in recent years (Fig. 1).

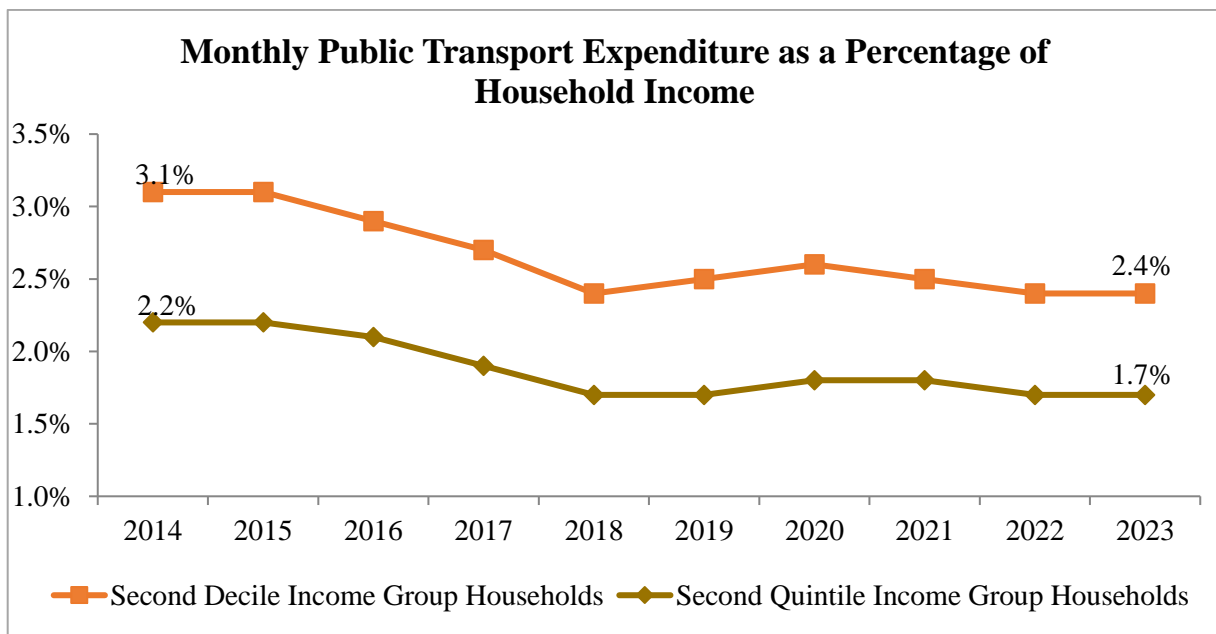


Fig.1 Public Transport Affordability Indicator

Impact on Commuters

5. For adult commuters using fare cards, fares will increase by 10 cents per journey. Commuters paying concession card fares will see a lower increase of 4 cents per journey. Cash fares for all commuters will remain unchanged.

² Statistically, deciles are groups of data that divide a sample of data into ten groups (or ten deciles) based on a particular variable. The first decile refers to the lowest 10th percentile group; the second decile refers to the 11th – 20th percentile group, and so on. The bottom 60% of households by income make up the majority of public transport users. As such, the second quintile households (21st – 40th percentile) are taken to represent the average or typical public transport commuter, and second decile households (11th – 20th percentile) are taken to represent the lower-income public transport user.

Monthly Concession and Travel Passes

6. The prices of all Monthly Concession Passes and the Adult Monthly Travel Pass will remain unchanged.

Impact on Public Transport Operators, Government and Public Transport Fund

7. The overall fare adjustment of 6.0% translates to an increase in fare revenue of about \$132 million a year. The increase in annual revenue for SBS Transit Rail and SMRT Trains is \$20.3 million and \$39.9 million respectively. Fare revenues for bus and Thomson-East Coast Line (TEL) collected by LTA will increase by \$71.8 million, to sustain the cost of operations, including service fee payments to the operators.

8. These revenues are not sufficient to cover the costs of operating high-quality public transport services. The Government therefore continues to provide more than \$2 billion in operating subsidies annually across bus and rail. To cover the deferred 12.9% fare adjustment quantum, the Government will provide an additional subsidy of about \$250 million for this year's FRE.

9. PTC, since 2013, has mandated contributions by the Public Transport Operators to the Public Transport Fund for the years with upward fare adjustments, based on their expected revenue increase from the fare adjustment. This year, PTC has decided that SBS Transit Rail and SMRT Trains should respectively contribute 15% and 25% of their expected increase in fare revenue to the Public Transport Fund respectively, i.e., \$3.05 million for SBS Transit Rail and \$9.96 million for SMRT Trains.

Highlights of Public Transport Operators' Applications

10. SBS Transit Rail applied for a fare adjustment of 18.9%, citing cost pressures arising from inflation, elevated energy prices, and competitive labour market as key challenges, while full rail ridership recovery to pre-Covid levels remains uncertain due to increase in Work-From-Home arrangements. In its latest financial year, SBS Transit's train segment reported a loss of several million dollars, even with Government support.

11. Similarly, SMRT Trains applied for a fare adjustment of 18.9%. The operator cited cost pressures from slow recovery of public transport ridership due to hybrid work arrangements, elevated electricity cost, higher manpower costs to keep salaries competitive, expected increase in repair and maintenance costs due to cyclical overhauls and equipment replacements, and escalation of material costs driven by higher labour and freight charges. For its latest financial year, SMRT Trains recorded an operating profit of \$6.2 million, after taking into account Government support.

Public Transport Fares

TRAIN FARES (w.e.f. 28 December 2024)

a) Adult Fare Structure (MRT and LRT)

Distance	Fare Per Ride (cents)			
	Card			
	Current		Approved	
	Tap in Before 7.45 am on Weekdays (Excluding Public Holidays)	Tap in at All Other Timings	Tap in Before 7.45 am on Weekdays (Excluding Public Holidays)	Tap in at All Other Timings
Up to 3.2 km	59	109	69	119
3.3 km – 4.2 km	69	119	79	129
4.3 km – 5.2 km	80	130	90	140
5.3 km – 6.2 km	90	140	100	150
6.3 km – 7.2 km	99	149	109	159
7.3 km – 8.2 km	106	156	116	166
8.3 km – 9.2 km	113	163	123	173
9.3 km – 10.2 km	117	167	127	177
10.3 km – 11.2 km	121	171	131	181
11.3 km – 12.2 km	125	175	135	185
12.3 km – 13.2 km	129	179	139	189
13.3 km – 14.2 km	133	183	143	193
14.3 km – 15.2 km	138	188	148	198
15.3 km – 16.2 km	142	192	152	202
16.3 km – 17.2 km	146	196	156	206
17.3 km – 18.2 km	150	200	160	210
18.3 km – 19.2 km	154	204	164	214
19.3 km – 20.2 km	157	207	167	217
20.3 km – 21.2 km	160	210	170	220
21.3 km – 22.2 km	163	213	173	223
22.3 km – 23.2 km	166	216	176	226
23.3 km – 24.2 km	168	218	178	228
24.3 km – 25.2 km	170	220	180	230
25.3 km – 26.2 km	172	222	182	232
26.3 km – 27.2 km	173	223	183	233
27.3 km – 28.2 km	174	224	184	234
28.3 km – 29.2 km	175	225	185	235

29.3 km – 30.2 km	176	226	186	236
30.3 km – 31.2 km	177	227	187	237
31.3 km – 32.2 km	178	228	188	238
32.3 km – 33.2 km	179	229	189	239
33.3 km – 34.2 km	180	230	190	240
34.3 km – 35.2 km	181	231	191	241
35.3 km – 36.2 km	182	232	192	242
36.3 km – 37.2 km	183	233	193	243
37.3 km – 38.2 km	184	234	194	244
38.3 km – 39.2 km	185	235	195	245
39.3 km – 40.2 km	186	236	196	246
Over 40.2 km	187	237	197	247

b) Senior Citizen/ Persons with Disabilities* Fare Structure (MRT and LRT)

Distance	Card Fare Per Ride (cents)			
	Current		Approved	
	Tap in Before 7.45 am on Weekdays (Excluding Public Holidays)	Tap in at All Other Timings	Tap in Before 7.45 am on Weekdays (Excluding Public Holidays)	Tap in at All Other Timings
Up to 3.2 km	15	65	19	69
3.3 km – 4.2 km	22	72	26	76
4.3 km – 5.2 km	30	80	34	84
5.3 km – 6.2 km	37	87	41	91
6.3 km – 7.2 km	43	93	47	97
Over 7.2 km	49	99	53	103

c) Student Fare Structure (MRT and LRT)

Distance	Card Fare Per Ride (cents)			
	Current		Approved	
	Tap in Before 7.45 am on Weekdays (Excluding Public Holidays)	Tap in at All Other Timings	Tap in Before 7.45 am on Weekdays (Excluding Public Holidays)	Tap in at All Other Timings
Up to 3.2 km	0	48	2	52
3.3 km – 4.2 km	3	53	7	57
4.3 km – 5.2 km	9	59	13	63
5.3 km – 6.2 km	14	64	18	68

6.3 km – 7.2 km	17	67	21	71
Over 7.2 km	20	70	24	74

d) Workfare Transport Concession Scheme* Fare Structure (MRT and LRT)

Distance	Fare Per Ride (cents)			
	Card			
	Current		Approved	
	Tap in Before 7.45 am on Weekdays (Excluding Public Holidays)	Tap in at All Other Timings	Tap in Before 7.45 am on Weekdays (Excluding Public Holidays)	Tap in at All Other Timings
Up to 3.2 km	24	74	28	78
3.3 km – 4.2 km	32	82	36	86
4.3 km – 5.2 km	41	91	45	95
5.3 km – 6.2 km	49	99	53	103
6.3 km – 7.2 km	56	106	60	110
7.3 km – 8.2 km	62	112	66	116
8.3 km – 9.2 km	68	118	72	122
9.3 km – 10.2 km	71	121	75	125
10.3 km – 11.2 km	74	124	78	128
11.3 km – 12.2 km	77	127	81	131
12.3 km – 13.2 km	80	130	84	134
13.3 km – 14.2 km	83	133	87	137
14.3 km – 15.2 km	86	136	90	140
15.3 km – 16.2 km	89	139	93	143
16.3 km – 17.2 km	92	142	96	146
17.3 km – 18.2 km	95	145	99	149
18.3 km – 19.2 km	98	148	102	152
19.3 km – 20.2 km	101	151	105	155
20.3 km – 21.2 km	104	154	108	158
21.3 km – 22.2 km	107	157	111	161
22.3 km – 23.2 km	110	160	114	164
23.3 km – 24.2 km	112	162	116	166
24.3 km – 25.2 km	113	163	117	167
25.3 km – 26.2 km	114	164	118	168
26.3 km – 27.2 km	115	165	119	169
27.3 km – 28.2 km	116	166	120	170
28.3 km – 29.2 km	117	167	121	171
29.3 km – 30.2 km	118	168	122	172
30.3 km – 31.2 km	119	169	123	173

31.3 km – 32.2 km	120	170	124	174
32.3 km – 33.2 km	121	171	125	175
33.3 km – 34.2 km	122	172	126	176
34.3 km – 35.2 km	123	173	127	177
35.3 km – 36.2 km	124	174	128	178
36.3 km – 37.2 km	125	175	129	179
37.3 km – 38.2 km	126	176	130	180
38.3 km – 39.2 km	127	177	131	181
39.3 km – 40.2 km	128	178	132	182
Over 40.2 km	129	179	133	183

**Government-funded schemes*

BUS FARES (w.e.f. 28 December 2024)

a) Adult Fare Structure (Trunk Services)

Distance	Fare Per Ride (cents)		
	Card		Cash
	Current	Approved	
Up to 3.2 km	109	119	190
3.3 km – 4.2 km	119	129	210
4.3 km – 5.2 km	130	140	210
5.3 km – 6.2 km	140	150	210
6.3 km – 7.2 km	149	159	230
7.3 km – 8.2 km	156	166	230
8.3 km – 9.2 km	163	173	230
9.3 km – 10.2 km	167	177	250
10.3 km – 11.2 km	171	181	250
11.3 km – 12.2 km	175	185	270
12.3 km – 13.2 km	179	189	270
13.3 km – 14.2 km	183	193	270
14.3 km – 15.2 km	188	198	270
15.3 km – 16.2 km	192	202	280
16.3 km – 17.2 km	196	206	280
17.3 km – 18.2 km	200	210	280
18.3 km – 19.2 km	204	214	280
19.3 km – 20.2 km	207	217	290
20.3 km – 21.2 km	210	220	290
21.3 km – 22.2 km	213	223	290
22.3 km – 23.2 km	216	226	290
23.3 km – 24.2 km	218	228	300
24.3 km – 25.2 km	220	230	300
25.3 km – 26.2 km	222	232	300
26.3 km – 27.2 km	223	233	300
27.3 km – 28.2 km	224	234	300
28.3 km – 29.2 km	225	235	300
29.3 km – 30.2 km	226	236	300
30.3 km – 31.2 km	227	237	300
31.3 km – 32.2 km	228	238	300
32.3 km – 33.2 km	229	239	300
33.3 km – 34.2 km	230	240	300

34.3 km – 35.2 km	231	241	300
35.3 km – 36.2 km	232	242	300
36.3 km – 37.2 km	233	243	300
37.3 km – 38.2 km	234	244	300
38.3 km – 39.2 km	235	245	300
39.3 km – 40.2 km	236	246	300
Over 40.2 km	237	247	300

b) Adult Fare Structure (Feeder Services)

Distance	Card		Cash
	Current	Approved	
Fare Per Ride (cents)	109	119	190

c) Senior Citizen/ Persons with Disabilities* Fare Structure (Trunk Services)

Distance	Fare Per Ride (cents)		
	Card		Cash
	Current	Approved	
Up to 3.2 km	65	69	130
3.3 km – 4.2 km	72	76	130
4.3 km – 5.2 km	80	84	130
5.3 km – 6.2 km	87	91	130
6.3 km – 7.2 km	93	97	160
Over 7.2 km	99	103	160

d) Senior Citizen/ Persons with Disabilities* Fare Structure (Feeder Services)

Description	Card		Cash
	Current	Approved	
Fare Per Ride (cents)	65	69	130

e) Student Fare Structure (Trunk Services)

Distance	Fare Per Ride (cents)		
	Card		Cash
	Current	Approved	
Up to 3.2 km	48	52	95
3.3 km – 4.2 km	53	57	95

4.3 km – 5.2 km	59	63	95
5.3 km – 6.2 km	64	68	95
6.3 km – 7.2 km	67	71	115
Over 7.2 km	70	74	115

f) Student Fare Structure (Feeder Services)

Description	Card		Cash
	Current	Approved	
Fare Per Ride (cents)	48	52	95

g) Workfare Transport Concession Scheme* Fare Structure (Trunk Services)

Distance	Fare Per Ride (cents)		
	Card		Cash
	Current	Approved	
Up to 3.2 km	74	78	190
3.3 km – 4.2 km	82	86	210
4.3 km – 5.2 km	91	95	210
5.3 km – 6.2 km	99	103	210
6.3 km – 7.2 km	106	110	230
7.3 km – 8.2 km	112	116	230
8.3 km – 9.2 km	118	122	230
9.3 km – 10.2 km	121	125	250
10.3 km – 11.2 km	124	128	250
11.3 km – 12.2 km	127	131	270
12.3 km – 13.2 km	130	134	270
13.3 km – 14.2 km	133	137	270
14.3 km – 15.2 km	136	140	270
15.3 km – 16.2 km	139	143	280
16.3 km – 17.2 km	142	146	280
17.3 km – 18.2 km	145	149	280
18.3 km – 19.2 km	148	152	280
19.3 km – 20.2 km	151	155	290
20.3 km – 21.2 km	154	158	290
21.3 km – 22.2 km	157	161	290
22.3 km – 23.2 km	160	164	290
23.3 km – 24.2 km	162	166	300
24.3 km – 25.2 km	163	167	300

25.3 km – 26.2 km	164	168	300
26.3 km – 27.2 km	165	169	300
27.3 km – 28.2 km	166	170	300
28.3 km – 29.2 km	167	171	300
29.3 km – 30.2 km	168	172	300
30.3 km – 31.2 km	169	173	300
31.3 km – 32.2 km	170	174	300
32.3 km – 33.2 km	171	175	300
33.3 km – 34.2 km	172	176	300
34.3 km – 35.2 km	173	177	300
35.3 km – 36.2 km	174	178	300
36.3 km – 37.2 km	175	179	300
37.3 km – 38.2 km	176	180	300
38.3 km – 39.2 km	177	181	300
39.3 km – 40.2 km	178	182	300
Over 40.2 km	179	183	300

h) Workfare Transport Concession Scheme* Fare Structure (Feeder Services)

Distance	Card		Cash
	Current	Approved	
Fare Per Ride (cents)	74	78	190

i) Adult Fare Structure (Express Services)

Distance	Fare Per Ride (cents)		
	Card		Cash
	Current	Approved	
Up to 3.2 km	169	179	270
3.3 km – 4.2 km	179	189	270
4.3 km – 5.2 km	190	200	270
5.3 km – 6.2 km	200	210	270
6.3 km – 7.2 km	209	219	270
7.3 km – 8.2 km	216	226	270
8.3 km – 9.2 km	223	233	285
9.3 km – 10.2 km	227	237	285
10.3 km – 11.2 km	231	241	285
11.3 km – 12.2 km	235	245	300

12.3 km – 13.2 km	239	249	300
13.3 km – 14.2 km	243	253	300
14.3 km – 15.2 km	248	258	300
15.3 km – 16.2 km	252	262	315
16.3 km – 17.2 km	256	266	315
17.3 km – 18.2 km	260	270	315
18.3 km – 19.2 km	264	274	315
19.3 km – 20.2 km	267	277	330
20.3 km – 21.2 km	270	280	330
21.3 km – 22.2 km	273	283	330
22.3 km – 23.2 km	276	286	330
23.3 km – 24.2 km	278	288	350
24.3 km – 25.2 km	280	290	350
25.3 km – 26.2 km	282	292	350
26.3 km – 27.2 km	283	293	350
27.3 km – 28.2 km	284	294	350
28.3 km – 29.2 km	285	295	350
29.3 km – 30.2 km	286	296	350
30.3 km – 31.2 km	287	297	350
31.3 km – 32.2 km	288	298	350
32.3 km – 33.2 km	289	299	350
33.3 km – 34.2 km	290	300	350
34.3 km – 35.2 km	291	301	350
35.3 km – 36.2 km	292	302	350
36.3 km – 37.2 km	293	303	350
37.3 km – 38.2 km	294	304	350
38.3 km – 39.2 km	295	305	350
39.3 km – 40.2 km	296	306	350
Over 40.2 km	297	307	350

j) Senior Citizen/ Persons with Disabilities* Fare Structure (Express Services)

Distance	Card Fare Per Ride (cents)	
	Current	Approved
Up to 3.2 km	110	114
3.3 km – 4.2 km	117	121
4.3 km – 5.2 km	125	129

5.3 km – 6.2 km	132	136
6.3 km – 7.2 km	138	142
Over 7.2 km	144	148

k) Student Fare Structure (Express Services)

Distance	Card Fare Per Ride (cents)	
	Current	Approved
Up to 3.2 km	78	82
3.3 km – 4.2 km	83	87
4.3 km – 5.2 km	89	93
5.3 km – 6.2 km	94	98
6.3 km – 7.2 km	97	101
Over 7.2 km	100	104

l) Workfare Transport Concession Scheme* Fare Structure (Express Services)

Distance	Card Fare Per Ride (cents)	
	Current	Approved
Up to 3.2 km	124	128
3.3 km – 4.2 km	132	136
4.3 km – 5.2 km	141	145
5.3 km – 6.2 km	149	153
6.3 km – 7.2 km	156	160
7.3 km – 8.2 km	162	166
8.3 km – 9.2 km	168	172
9.3 km – 10.2 km	171	175
10.3 km – 11.2 km	174	178
11.3 km – 12.2 km	177	181
12.3 km – 13.2 km	180	184
13.3 km – 14.2 km	183	187
14.3 km – 15.2 km	186	190
15.3 km – 16.2 km	189	193
16.3 km – 17.2 km	192	196
17.3 km – 18.2 km	195	199
18.3 km – 19.2 km	198	202
19.3 km – 20.2 km	201	205
20.3 km – 21.2 km	204	208
21.3 km – 22.2 km	207	211

22.3 km – 23.2 km	210	214
23.3 km – 24.2 km	212	216
24.3 km – 25.2 km	213	217
25.3 km – 26.2 km	214	218
26.3 km – 27.2 km	215	219
27.3 km – 28.2 km	216	220
28.3 km – 29.2 km	217	221
29.3 km – 30.2 km	218	222
30.3 km – 31.2 km	219	223
31.3 km – 32.2 km	220	224
32.3 km – 33.2 km	221	225
33.3 km – 34.2 km	222	226
34.3 km – 35.2 km	223	227
35.3 km – 36.2 km	224	228
36.3 km – 37.2 km	225	229
37.3 km – 38.2 km	226	230
38.3 km – 39.2 km	227	231
39.3 km – 40.2 km	228	232
Over 40.2 km	229	233

**Government-funded schemes*

MONTHLY PASSES (w.e.f. 28 December 2024)

a) Bus Monthly Concession Passes – *unchanged*

Card Holders	Price
Primary Student	\$24.00
Secondary Student	\$29.00
Polytechnic Student	\$29.00
University Student	\$55.50
Full-time National Serviceman	\$55.50

b) Train Monthly Concession Passes – *unchanged*

Card Holders	Price
Primary Student	\$21.00
Secondary Student	\$26.50
Polytechnic Student	\$26.50
University Student	\$48.00
Full-time National Serviceman	\$48.00

c) Hybrid Monthly Concession Passes and Adult Monthly Travel Pass – *unchanged*

Card Holders	Current Price
Primary Student	\$39.00
Secondary Student	\$49.00
Polytechnic Student	\$49.00
Senior Citizen / Persons with Disabilities*	\$58.00
University Student	\$81.00
Full-time National Serviceman	\$81.00
Workfare Transport Concession Scheme*	\$96.00
Adult (Monthly Travel Pass)	\$128.00

*Government-funded schemes